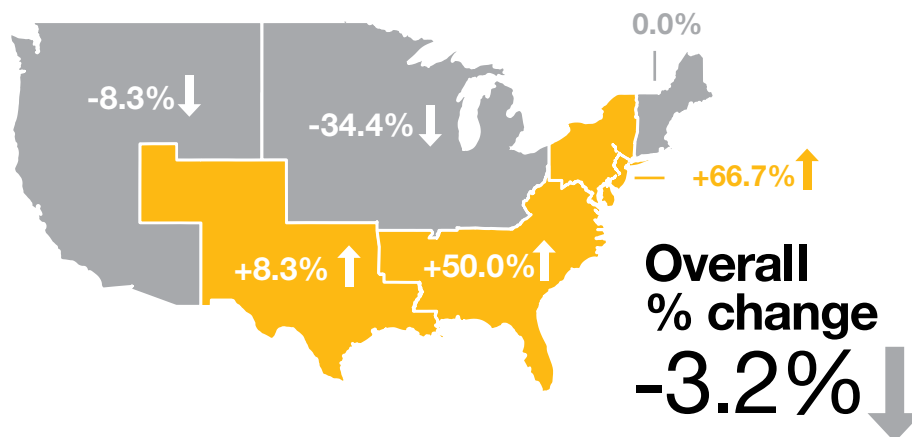
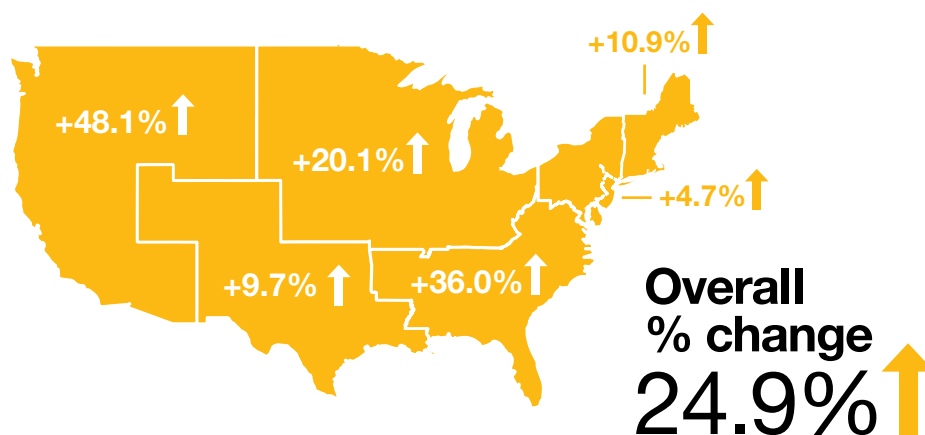


Bank acquisitions through June 30, 2017

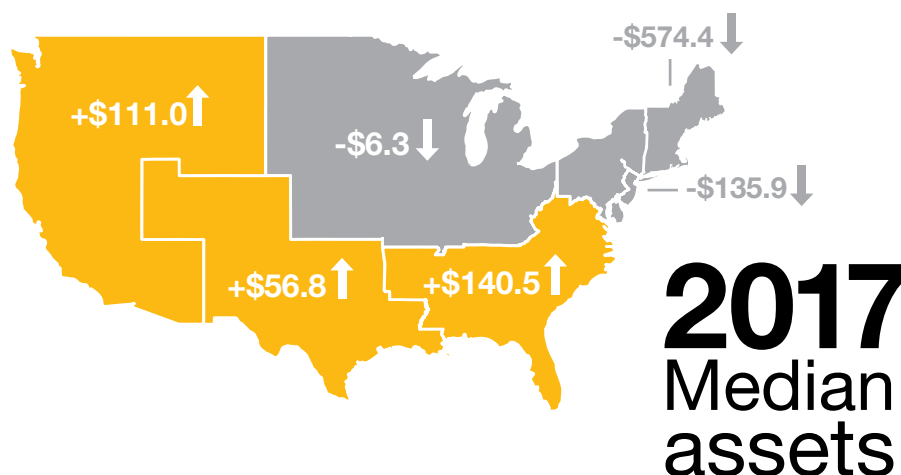
Bank acquisitions announced		
Mid-Atlantic	2016	9
	2017	15
Midwest	2016	64
	2017	42
New England	2016	3
	2017	3
Southeast	2016	24
	2017	36
Southwest	2016	12
	2017	13
West	2016	12
	2017	11



Median price/tangible book value of seller		
Mid-Atlantic	2016	138.0%
	2017	144.5%
Midwest	2016	122.3%
	2017	146.9%
New England	2016	136.2%
	2017	151.1%
Southeast	2016	121.1%
	2017	164.7%
Southwest	2016	165.8%
	2017	181.9%
West	2016	134.2%
	2017	198.8%



Median assets of seller (in millions)		
Mid-Atlantic	2016	\$371.1
	2017	\$235.2
Midwest	2016	\$113.1
	2017	\$106.8
New England	2016	\$692.2
	2017	\$117.8
Southeast	2016	\$144.5
	2017	\$285.0
Southwest	2016	\$97.0
	2017	\$153.8
West	2016	\$159.3
	2017	\$270.3



Source: SNL Financial, an offering of S&P Global Market Intelligence, June 30, 2017; data shown above compares the first six months of 2016 and 2017

The information in this document is not – and is not intended to be – audit, tax, accounting, advisory, risk, performance, consulting, business, financial, investment, legal, or other professional advice. Some firm services may not be available to attest clients. The information is general in nature, based on existing authorities, and is subject to change. The information is not a substitute for professional advice or services, and you should consult a qualified professional adviser before taking any action based on the information. Crowe is not responsible for any loss incurred by any person who relies on the information discussed in this document. Visit www.crowe.com/disclosure for more information about Crowe LLP, its subsidiaries, and Crowe Global. © 2018 Crowe LLP.